



• **F-1100 SINGLE TURBINE •**
INSERTION FLOW METER
FREQUENCY OUTPUT



Made in the USA

DESCRIPTION

ONICON insertion turbine flow meters are suitable for measuring electrically conductive water-based liquids. The F-1100 model provides a high-resolution frequency output for connection to an ONICON Display or BTU Meter.

APPLICATIONS

- Chilled water, hot water, condenser water, and water/glycol/brine for HVAC
- Process water and water mixtures
- Domestic water

GENERAL SPECIFICATIONS

ACCURACY

- ± 0.5% OF READING at calibrated velocity
- ± 1% OF READING from 3 to 30 ft/s (10:1 range)
- ± 2% OF READING from 0.4 to 20 ft/s (50:1 range)

SENSING METHOD

Electronic impedance sensing
 (non-magnetic and non-photoelectric)

PIPE SIZE RANGE

1¼" through 72" nominal

SUPPLY VOLTAGE

24±4 V AC/DC at 30 mA

LIQUID TEMPERATURE RANGE

Standard: 180° F continuous, 200° F peak
 High Temp: 280° F continuous, 300° F peak
 Meters operating above 250° F require
 316 stainless steel construction option

AMBIENT TEMPERATURE RANGE

-5 to 160° F (-20 to 70° C)

OPERATING PRESSURE

400 PSI maximum

PRESSURE DROP

Less than 1 PSI at 20 ft/s in 1½" pipe,
 decreasing in larger pipes and lower velocities

OUTPUT SIGNAL PROVIDED:

FREQUENCY OUTPUT

0-15 V peak pulse, typically less than 300 Hz

(continued on back)

CALIBRATION

Every ONICON flow meter is wet-calibrated in our flow laboratory against primary volumetric standards directly traceable to NIST. Certification of calibration is included with every meter.

FEATURES

Unmatched Price vs. Performance - Custom calibrated, highly accurate instrumentation at very competitive prices.

Excellent Long-term Reliability - Patented electronic sensing is resistant to scale and particulate matter. Low mass turbines with engineered jewel bearing systems provide a mechanical system that virtually does not wear.

Industry Leading Two-year "No-fault" Warranty - Reduces start-up costs with extended coverage to include accidental installation damage (miswiring, etc.). Certain exclusions apply; see our complete warranty statement for details.

Simplified Hot Tap Insertion Design - Standard on every insertion flow meter. Allows for insertion and removal by hand without system shutdown.

OPERATING RANGE FOR COMMON PIPE SIZES 0.17 TO 20 ft/s ± 2% accuracy begins at 0.4 ft/s	
Pipe Size (Inches)	Flow Rate (GPM)
1¼	0.8 - 95
1½	1 - 130
2	2 - 210
2½	2.5 - 230
3	4 - 460
4	8 - 800
6	15 - 1800
8	26 - 3100
10	42 - 4900
12	60 - 7050
14	72 - 8600
16	98 - 11,400
18	120 - 14,600
20	150 - 18,100
24	230 - 26,500
30	360 - 41,900
36	510 - 60,900

F-1100 SPECIFICATIONS cont.

MATERIAL

- Wetted metal components
- Standard: Electroless nickel plated brass
- Optional: 316 stainless steel

ELECTRONICS ENCLOSURE

- Standard: Weathertight aluminum enclosure
- Optional: Submersible enclosure

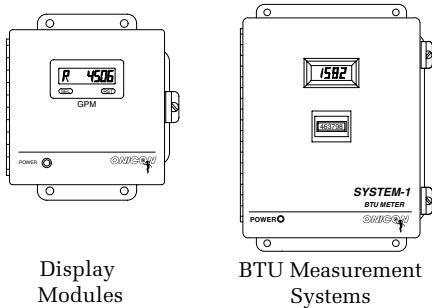
ELECTRICAL CONNECTIONS

- 3-wire for frequency output
- Standard: 10' of cable with 1/2" NPT conduit connection
- Optional: Indoor DIN connector with 10' of plenum rated cable

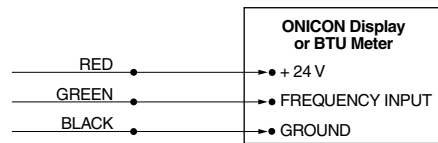
F-1100 Wiring Information

WIRE COLOR CODE		NOTES
RED	(+) 24 V AC/DC supply voltage, 30 mA	Connect to power supply positive
BLACK	(-) Common ground (Common with pipe ground)	Connect to power supply negative
GREEN	(+) Frequency output signal: 0-15 V peak pulse	Signal for ONICON Display or BTU meter

ALSO AVAILABLE



F-1100 Wiring Diagram

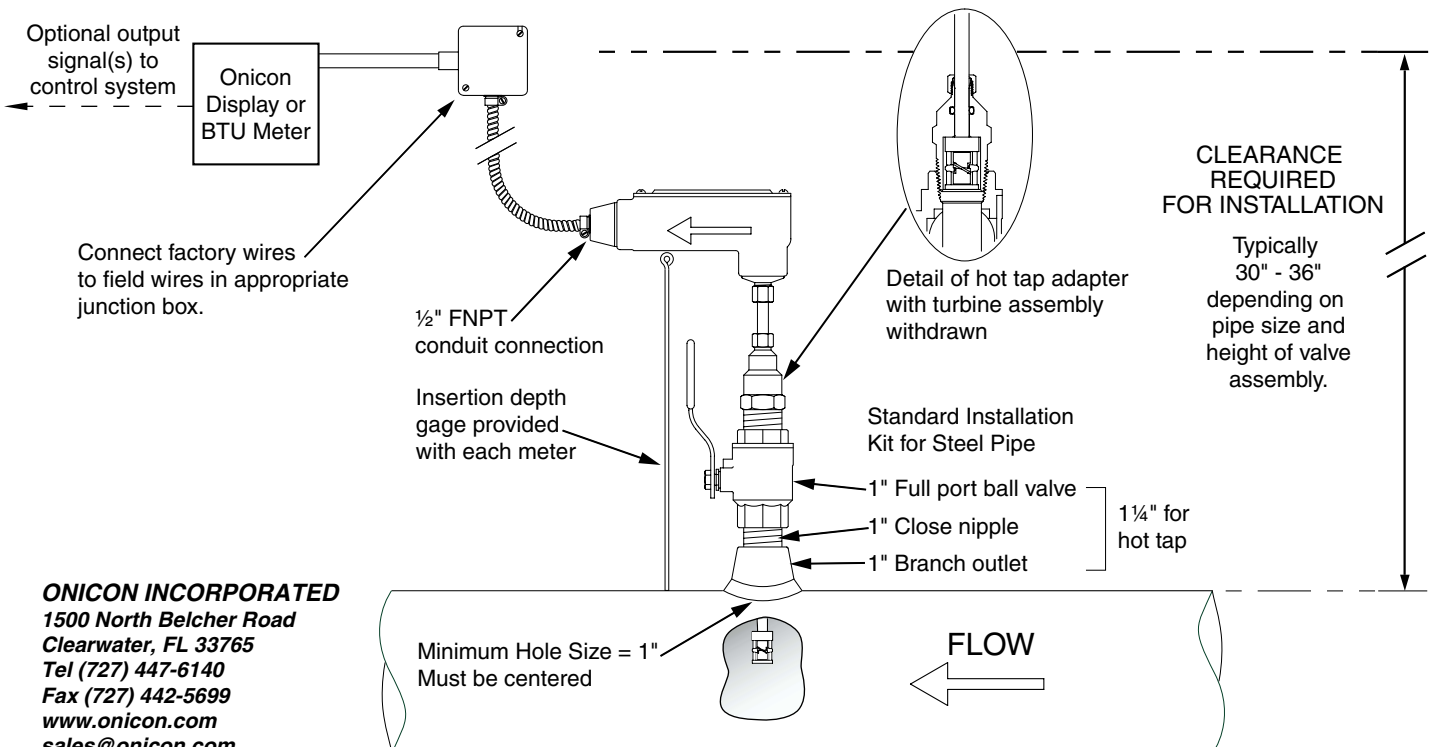
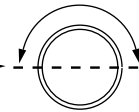


Note: Black wire is common with the pipe ground (typically earth ground).

Typical Meter Installation

(New construction or scheduled shutdown)

- Acceptable to install in vertical pipe
- Position meter anywhere in upper 180° for horizontal pipe



ONICON INCORPORATED
 1500 North Belcher Road
 Clearwater, FL 33765
 Tel (727) 447-6140
 Fax (727) 442-5699
 www.onicon.com
 sales@onicon.com

Note: Installation kits vary based on pipe material and application. For installations in pressurized (live) systems, use "Hot tap" 1 1/4 inch installation kit and drill hole using a 1 inch wet tap drill.